







PORTLAND PUBLIC SCHOOLS – FACILITY ADA ASSESSMENT

Ockley Green School K-8
 August 31, 2009



Site Accessibility


<p>Parking</p>	<p>Two ADA spaces exist at the north parking lot. Wall directional signage exists indicating the route to an accessible east entrance around the building south of the industrial arts room, a partially unpaved route. Parking spaces are missing the accessible space sign markers. No site signage exists indicating the location of the accessible parking spaces at the far north end of this building. Provide accessible parking signage at two stalls in north parking lot. Provide pavement striping from the accessible stalls to the nearest sidewalk or public way (approximately 80 lf.)</p>	
<p>Exterior Play Area</p>	<p>Exterior door access to the west play area is not accessible from the main building exit doors due to exterior stairs and no handrails. Only Door E6 is on grade accessible from the Gym to the west playground.</p>	
<p>Entry, Center Front</p>	<p>Main walk-up entrance from Ainsworth sidewalk needs ramp and handrails for 2 step rise to main doors (approximately 12 lf of ramp.) Exterior pull handles, thumb latch. Interior panic exit bars.</p>	
<p>Entry, Northeast Front</p>	<p>Accessible entrance from north parking located at Gymnasium entrance. Location is on Ainsworth, but is not the most obvious to find even though it is closest entrance to accessible parking stalls.</p>	



Cafeteria 106	Add handrails to south exterior exit doors. West doors have had one compliant handrail added, add second handrail (approximately 12 lf of rail.)	
Portables	Portables have compliant ramp access. Guard rail height is compliant. Add double grab rails each side of ramps and stairs (approximately 320 lf of rail.) Replace door hardware with lever handle hardware.	

Accessible Route & Features

Elevator	<p>Provide an elevator for access to the second floor. The first location is an inside/outside space located in the Cafeteria 106 old entry hall by, or in front of the octagonal windows. This would go through the single story roof and connect to the back of room 210, turning part of the room to a corridor connector. A newer network closet is located off the northeast corner of this room, and should not be disturbed.</p> <p>An alternate location in within Room 210 and extending down into part of the Cafeteria entry off the main corridor. This would force traffic to the adjacent restrooms and the cafeteria to flow around the elevator. Machine room space, if needed, could come out of the old Home Econ space in classroom 100 (?).</p>	 
Auditorium Stage	Provide access to the stage. Preferred would be a lift located in west off-stage room. Multi-level auditorium floor is open, both at the upper and lower levels for accessible seating since there is no fixed seating, just table and chairs. Existing ramps within the space are compliant.	
South Entry	At ramped entry to corridor, reconnect the power door operator per staff request.	
Sun Office	Provide lever door hardware.	
Computer Rooms	Provide lever door hardware.	

111 and 113		
Portable classrooms	Provide lever hardware on the doors.	
Classroom doors	Provide all classrooms and the offices with lever handle hardware.	
Stair Handrails, Interior	<p>Replace existing wood handrails at (1) major staircase from basement to second floor with compliant metal grab rails with top & bottom extensions (approximately 104 lf of rail.)</p> <p>Recommend east central staircase located nearest the office and auditorium. All staircases in this school have been retro-fitted with (1) adult compliant metal handrail with compliant top and bottom extensions. The remaining handrail is still wood and without top and bottom extensions, but compliant with the children's 5-8 reach range of approximately 25-inches.</p>	

Plumbing Elements


2 nd Floor Restroom, Boys 204	Provide accessible toilet stall, clearances, lavatory and accessories within reach ranges. Provide signage, compliant door closer and lever handle hardware. One stall and lavatory are partially compliant and just need further work.	
2 nd Floor Restroom, Girls 206	Provide accessible toilet stall, clearances, lavatory and accessories within reach ranges. Provide signage, compliant door closer and lever handle hardware.	
Drinking Fountains	Provide an accessible high-low fountain on the second floor corridor.	
Office/Faculty	If a sink is provided, provide an accessible sink.	
Home Economics	Provide an accessible sink.	
Boys Locker Room	If this room is still being used for this purpose, provide an accessible toilet, stall, grab bars, lavatory, accessories and shower.	
Girls Locker Room	If this room is still being used for this purpose, provide an accessible toilet, stall, grab bars, lavatory, accessories and shower.	

Communication Elements

Auditorium and Balcony	Provide assisted listening devices.	
------------------------	-------------------------------------	--

Classrooms	Any need for assisted listening devices in programs at this school? Or within SPED classrooms?	
South Entry	Provide an audio/visual communication device to the office from this typically locked accessible door to the main office.	
Signage	Provide accessible signage at the new accessible restrooms and common spaces. If signage is provided at classrooms, provide accessible signage.	

Special Spaces, Built-in Elements & Recreational Facilities

Office	Provide an accessible section of (lowered) counter.	
Serving	Verify the height of the serving line is 30", and lower if needed (approximately 15 lf of serving line.)	
Home Economics	Provide an accessible work counter adjacent to the accessible sink.	
Boys Locker Room	Provide an accessible bench.	
Girls Locker Room	Provide an accessible bench.	
Play Surface	Existing soft mulch below climbing structure needs to be tested for wheelchair rolling ability, otherwise replace with a compliant rolling surface with impact absorption as required for height of highest climbing surface.	
Play Structure	Verify that the existing play structure is accessible, and modify if needed.	

